

2008 disasters* in numbers

Top 10

Natural disasters by number of deaths⁽¹⁾ - 2008

Cyclone Nargis, May	Myanmar	138 366
Earthquake, May	China, P Rep	87 476
Flood, June-August	India	1 963
Extreme winter conditions, January	Afghanistan	1 317
Typhoon Fengshen (Frank), June	Philippines	644
Hurricane Hanna, September	Haiti	529
Mass movement wet, September	China, P Rep	277
Flood, October	Yemen	180
Flood, June	China, P Rep	176
Flood, September	India	173

(1): Includes the reported missing persons

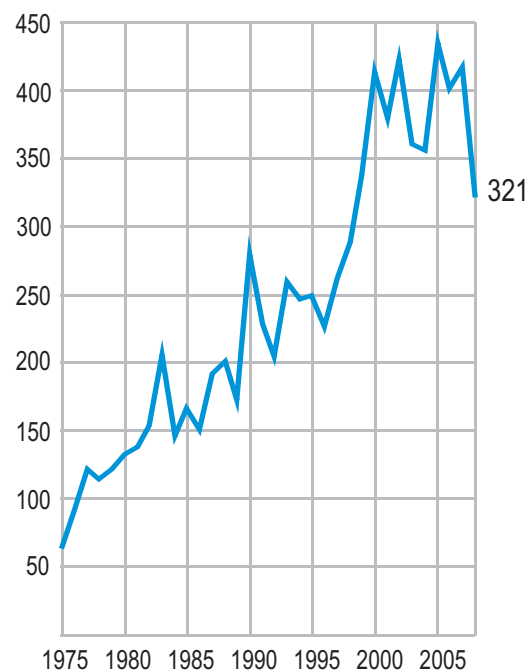
Number of reported natural disasters by country - 2008

China, P Rep	26
Philippines	20
United States	19
Indonesia	16
Viet Nam	10
India	10
Colombia	8
Kenya	8
Taiwan (China, P Rep)	5
Cuba	5
Thailand	5
Iran Islam Rep	5
Brazil	5

Total killed and affected people by natural disasters per 100,000 inhabitants - 2008

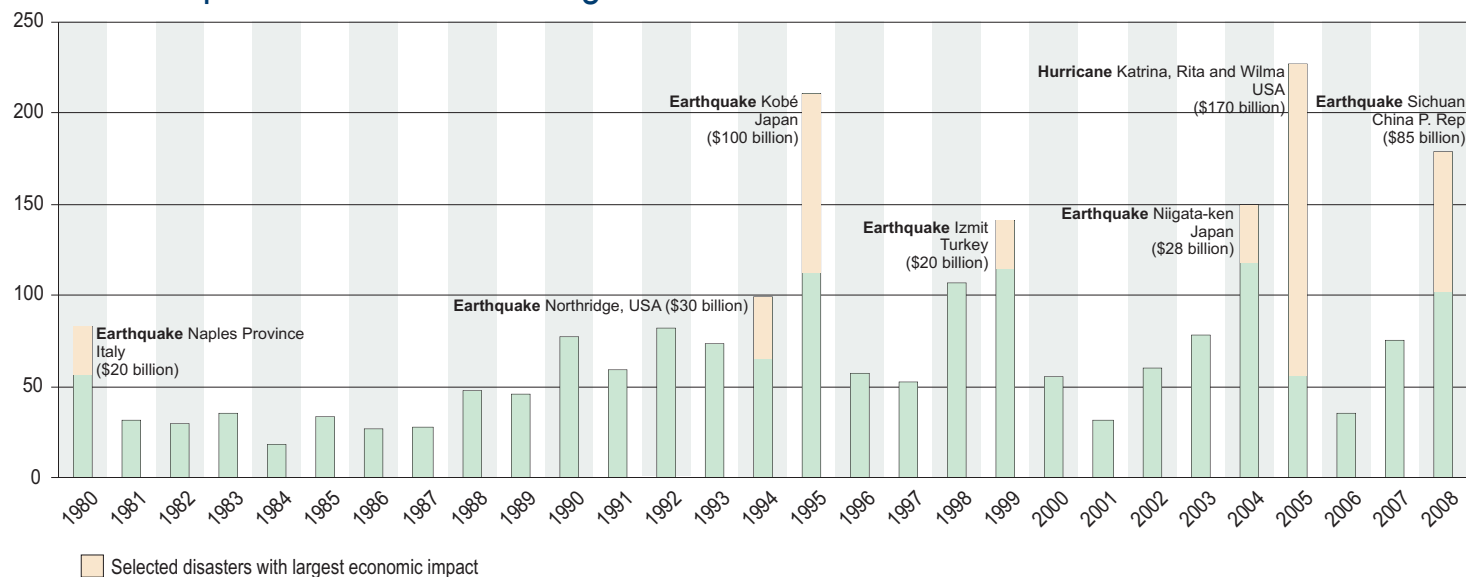
Tajikistan	41 543
Djibouti	40 817
Somalia	38 547
Eritrea	35 111
Antigua and Barbuda	30 420
Thailand	18 080
Belize	15 792
Guyana	13 540
China, P Rep	10 077
Philippines	9 626

Time trend of reported natural disasters,⁽²⁾ 1975-2008



(2): Natural disasters = Country-level disasters

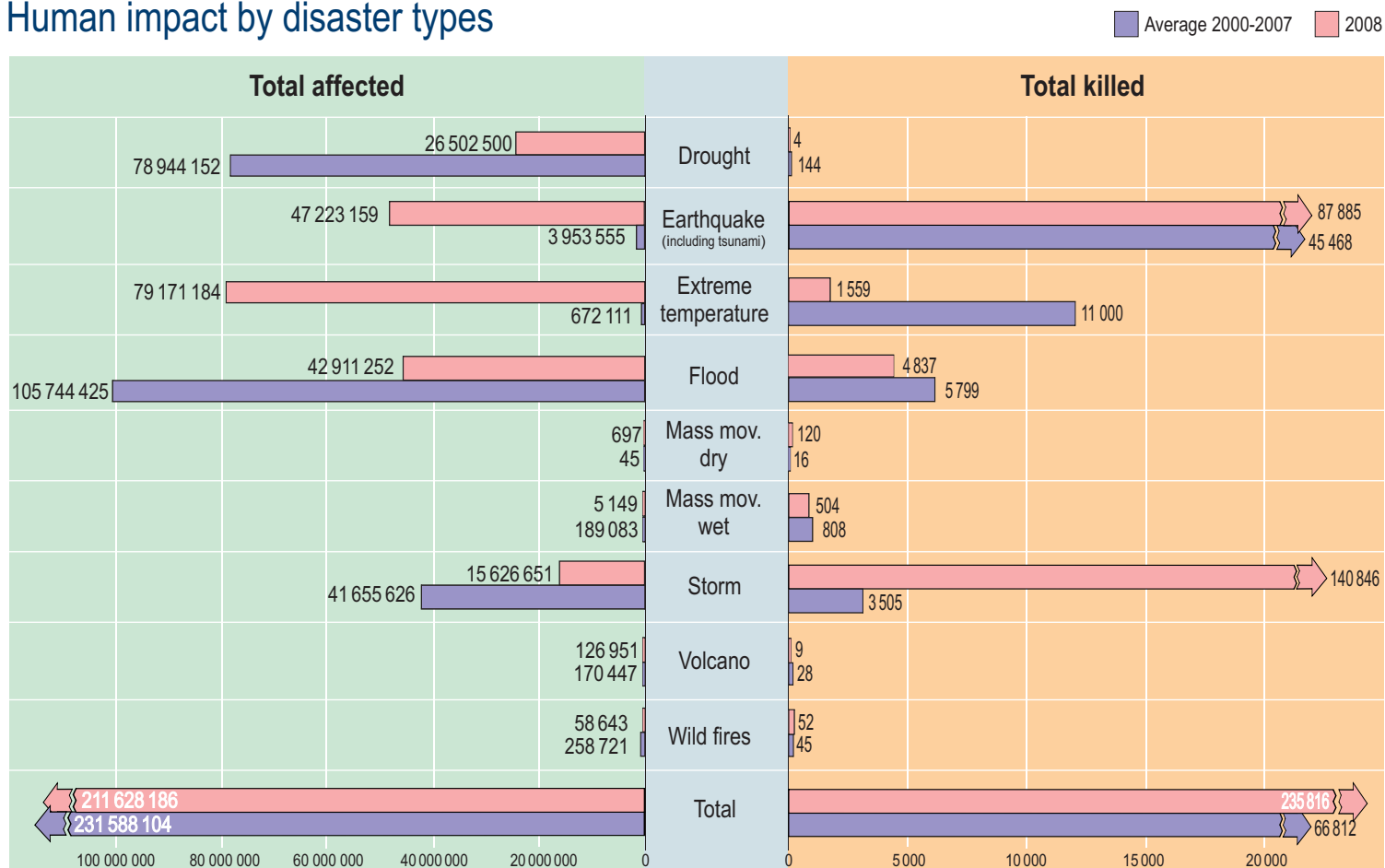
Annual reported economic damages from natural disasters: 1975-2008



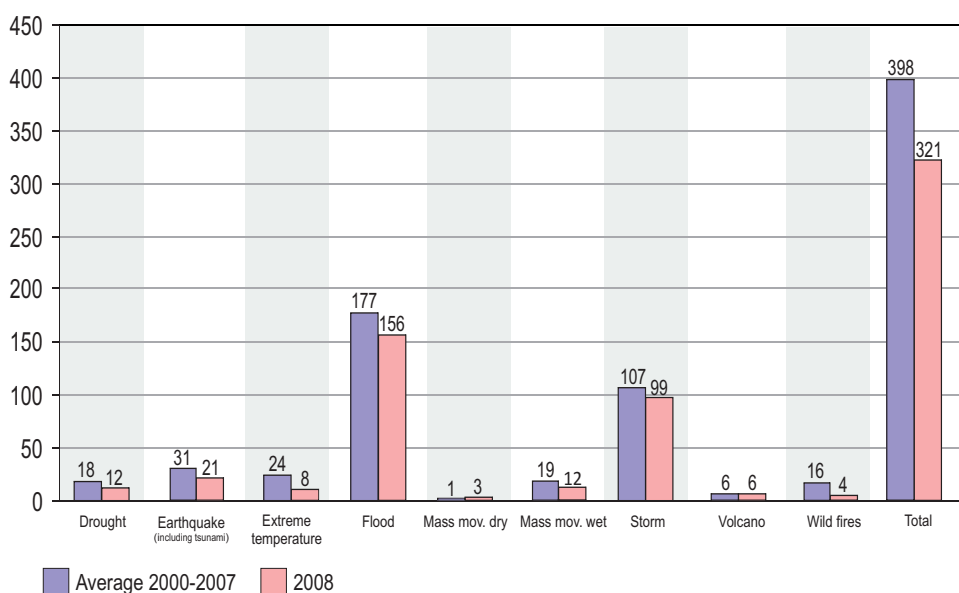
*: Epidemic and insect infestations not included

Comparing present to past

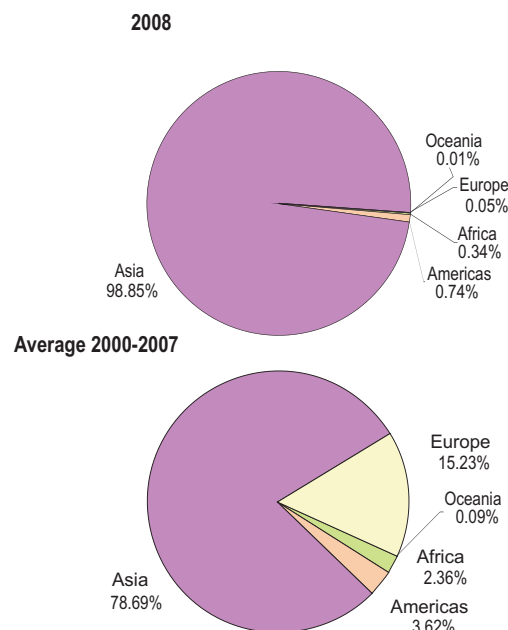
Human impact by disaster types



Natural disaster occurrence by disaster type



Percentage of people killed by natural disasters by region



International Strategy for Disaster Reduction (UNISDR)
Tel: +41 22 9178908/8907
isdr@un.org
www.unisdr.org



Centre for Research on the Epidemiology of Disasters (CRED), Department of Public Health
Université catholique de Louvain, Belgium
Tel. +32-2-764-3327
contact@emdat.be
www.cred.be

Source of data: EM-DAT: The OFDA/CRED International Disaster Database
www.emdat.be
Université catholique de Louvain
Brussels - Belgium