

2007 disasters* in numbers

Top 10

Natural disasters by number of deaths - 2007

Cyclone Sidr, November	Bangladesh	4 234
Flood, July-August	Bangladesh	1 110
Flood, July - September	India	1 103
Flood, August	Korea, Dem P Rep	610
Flood, June-July	China, P Rep	535
Earthquake, August	Peru	519
Heat Wave, July	Hungary	500
Cyclone Yemyin, June	Pakistan	242
Flood and landslides, June	Pakistan	230
Flood, July	India	225

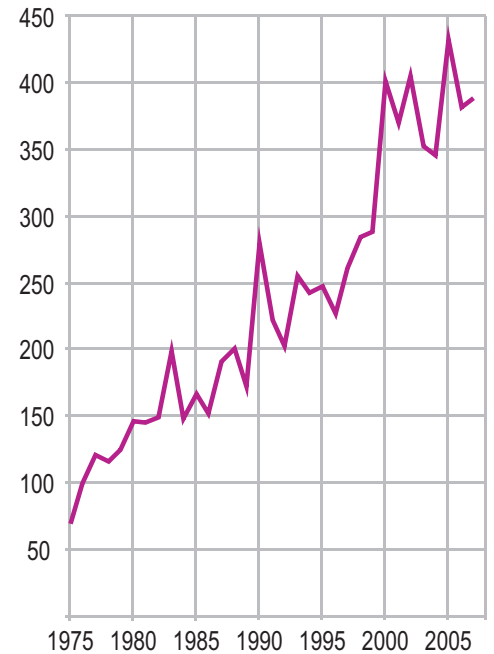
Number of reported natural disasters by country - 2007

United States	22
China, P Rep	20
India	18
Philippines	16
Indonesia	15
Pakistan	9
Japan	8
Mexico, Haiti, Algeria, Afganistan	7
Bulgaria, Romania, Colombia	6
Mozambique, Brazil, Bangladesh, Dominican Rep, Viet Nam, Thailand	5

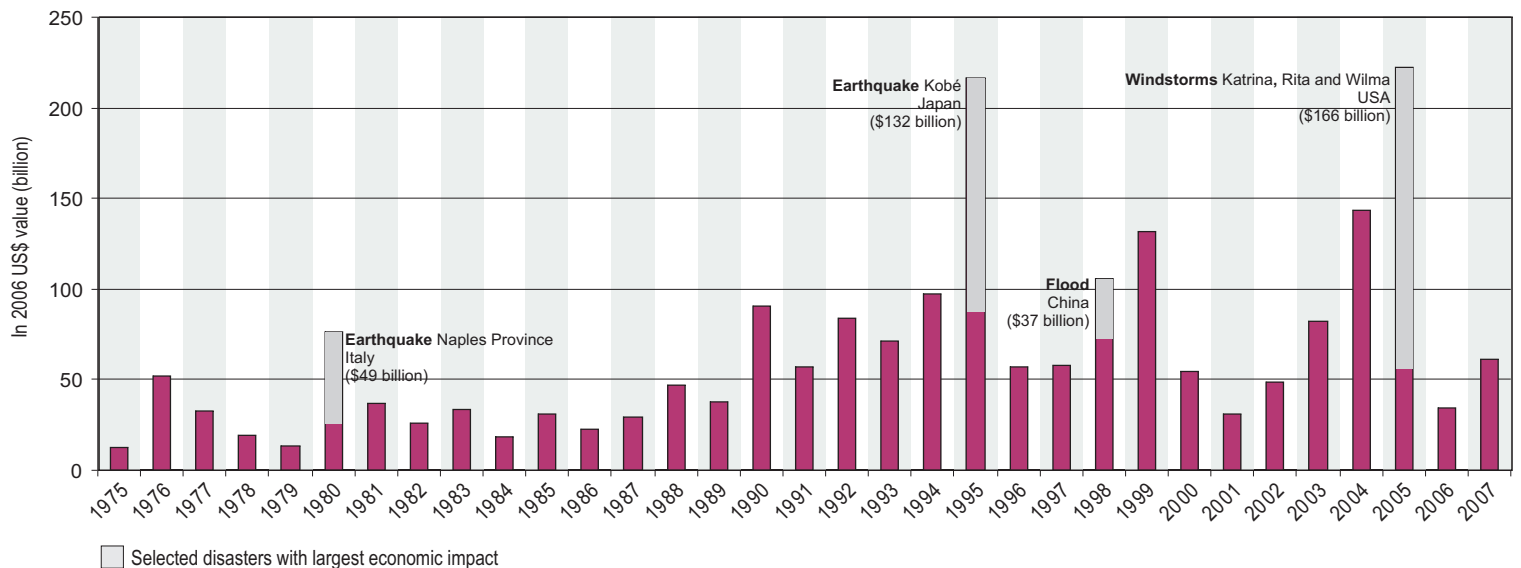
Total killed and affected people of natural disasters per 100,000 inhabitants - 2007

Macedonia FRY	49 057
Swaziland	36 052
Lesotho	23 657
Zimbabwe	15 784
Bangladesh	14 456
Zambia	12 764
Dominica	11 177
China, P Rep	9 040
Belize	6 952
Djibouti	5 132

Time trend of reported natural disasters⁽¹⁾, 1975-2007



Annual reported economic damages from natural disasters: 1975-2007

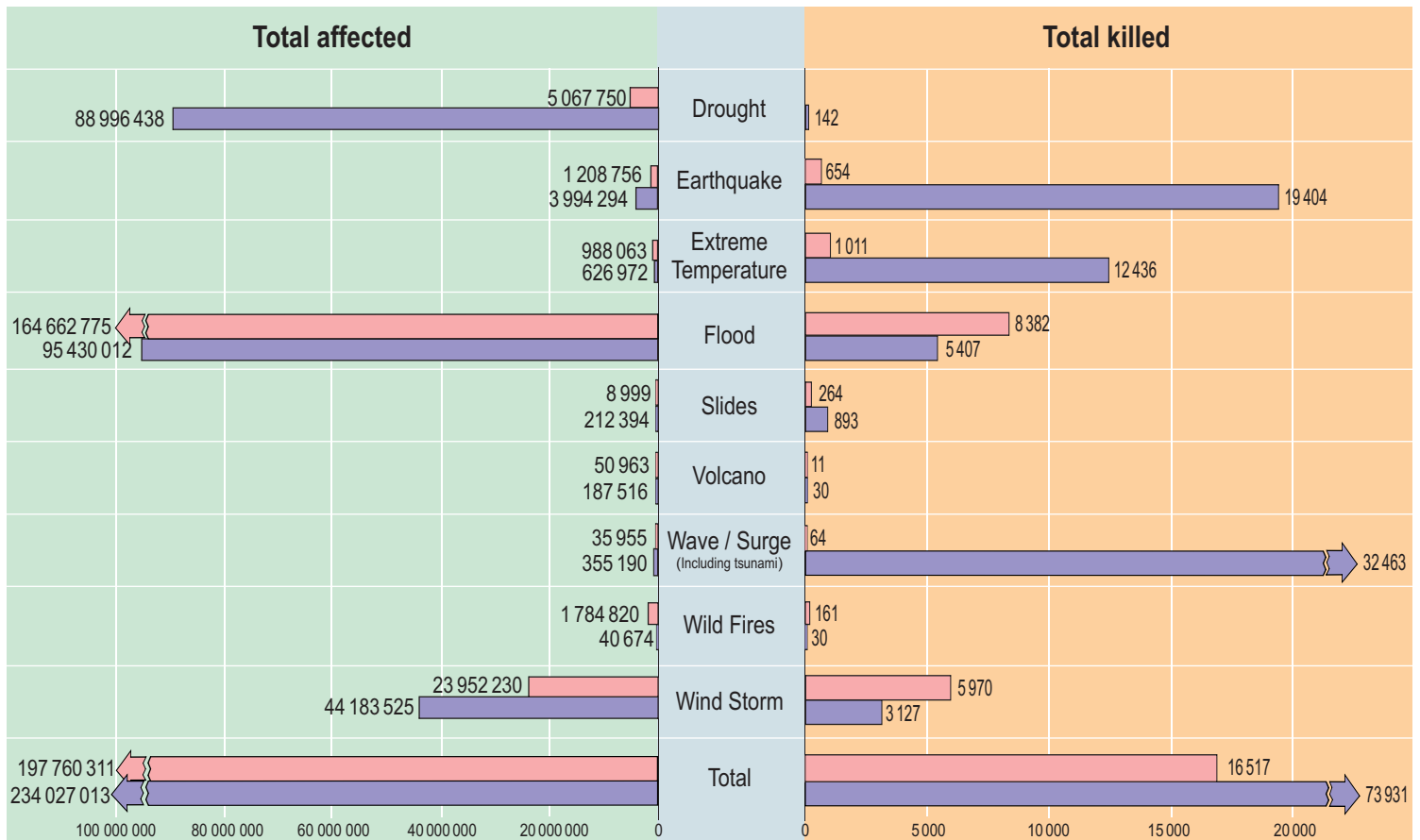


*: Epidemics and Insect Infestations not included

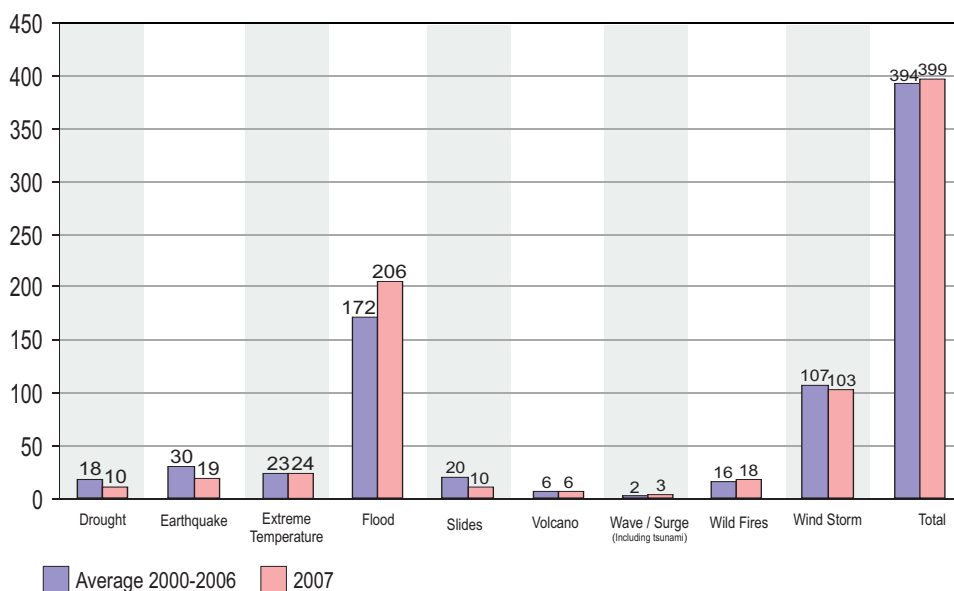
Comparing present to past

Human impact by disaster types

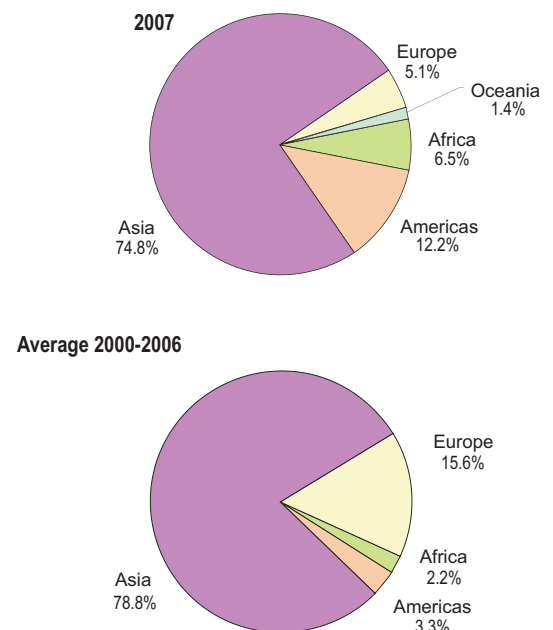
■ Average 2000-2006 ■ 2007



Natural disaster occurrence by disaster type



Percentage of people killed by natural disasters by region



International Strategy for Disaster Reduction (UN/ISDR)
Tel: +41 22 9178908/8907
isdr@un.org
www.unisdr.org



Centre for Research on the Epidemiology of Disasters (CRED), Department of Public Health
Université catholique de Louvain, Belgium
Tel. +32-2-764-3327
contact@emdat.be
www.cred.be

Source of data: EM-DAT: The OFDA/CRED International Disaster Database
www.emdat.be
Université catholique de Louvain
Brussels - Belgium