

2006 disasters* in numbers

Top 10

Natural disasters by number of deaths - 2006

Earthquake, May	Indonesia	5778
Typhoon Durian, December	Philippines	1399
Landslide, February	Philippines	1112
Heat wave, July	Netherlands	1000
Heat wave, July	Belgium	940
Typhoon Bilis, July	China, P Rep	820
Tsunami, July	Indonesia	802
Cold Wave, January	Ukraine	801
Flash Flood, August	Ethiopia	498
Typhoon Samoai, August	China, P Rep	373

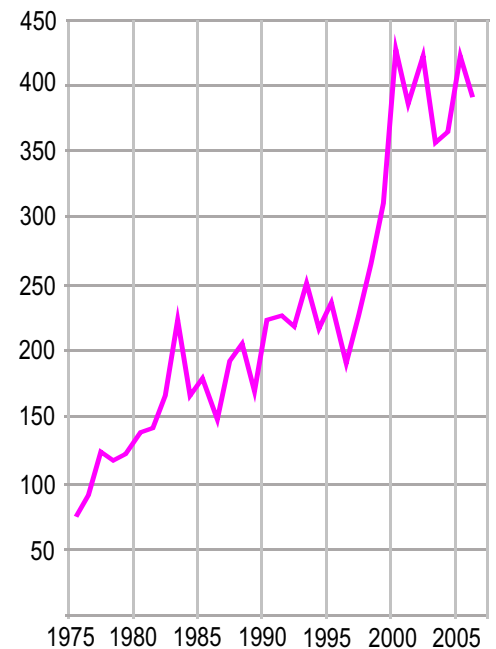
Countries most hit by natural disasters - 2006

China, P Rep	35
United States	26
Indonesia, Philippines	20
India	17
Afghanistan	13
Vietnam	10
Australia, Burundi, Pakistan	8
Ethiopia, Mexico, Romania	7
Germany	6
Bangladesh, Canada, Japan, Kenya, Russia, Malaysia, Papua New Guinea, Somalia	5

Victims (killed and affected) of natural disasters per 100,000 inhabitants - 2006

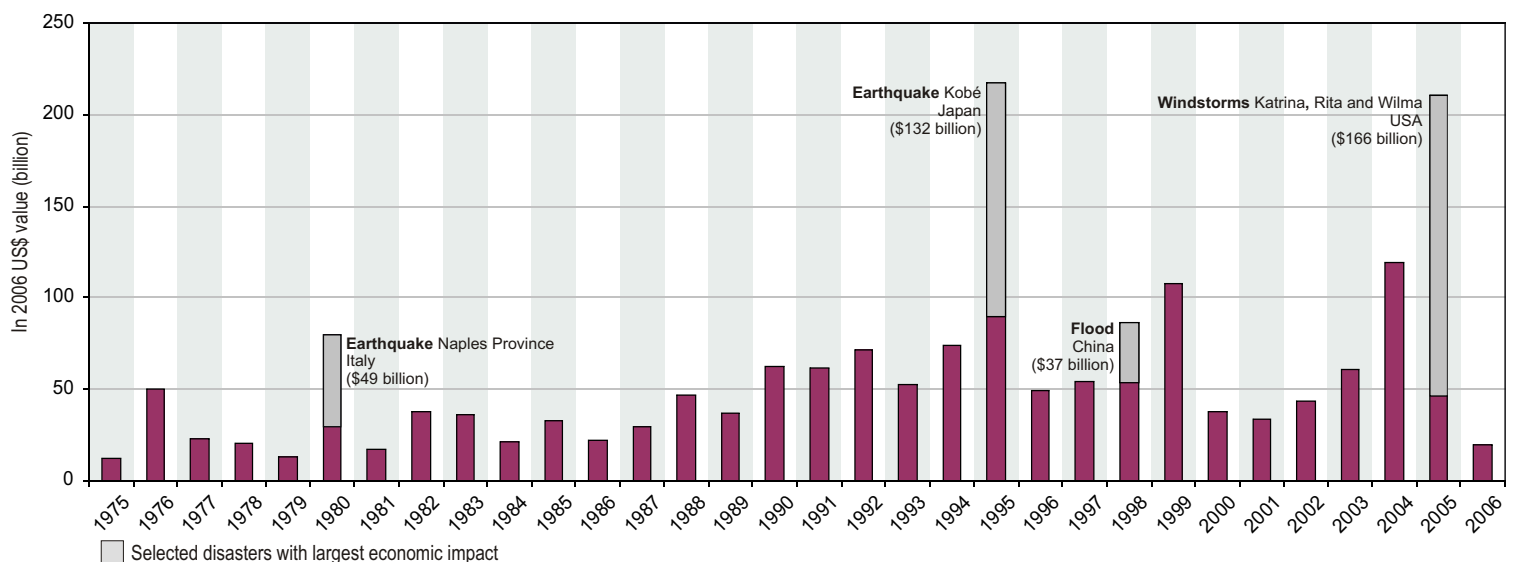
Malawi	34 331
Burundi	26 778
Kenya	11 935
Philippines	9 097
Afghanistan	7 194
China, P Rep	6 753
Somalia	5 490
Thailand	5 040
Guyana	4 562
Vietnam	3 969

Time trend of natural disasters⁽¹⁾, 1975-2006



(1): Natural disasters = Country-level disasters

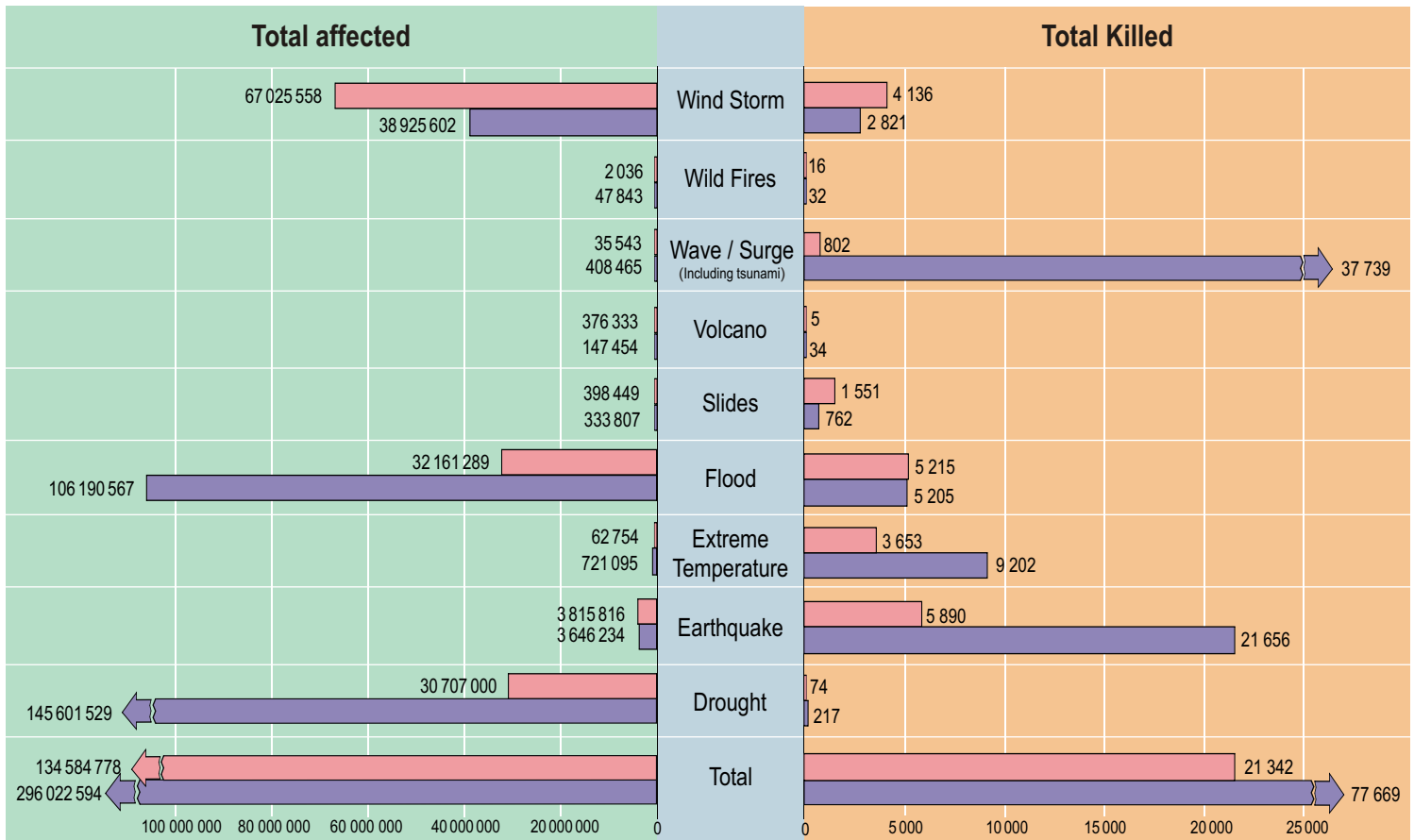
Annual reported economic damages from natural disasters: 1975-2006



*: Epidemics and Insect Infections not included

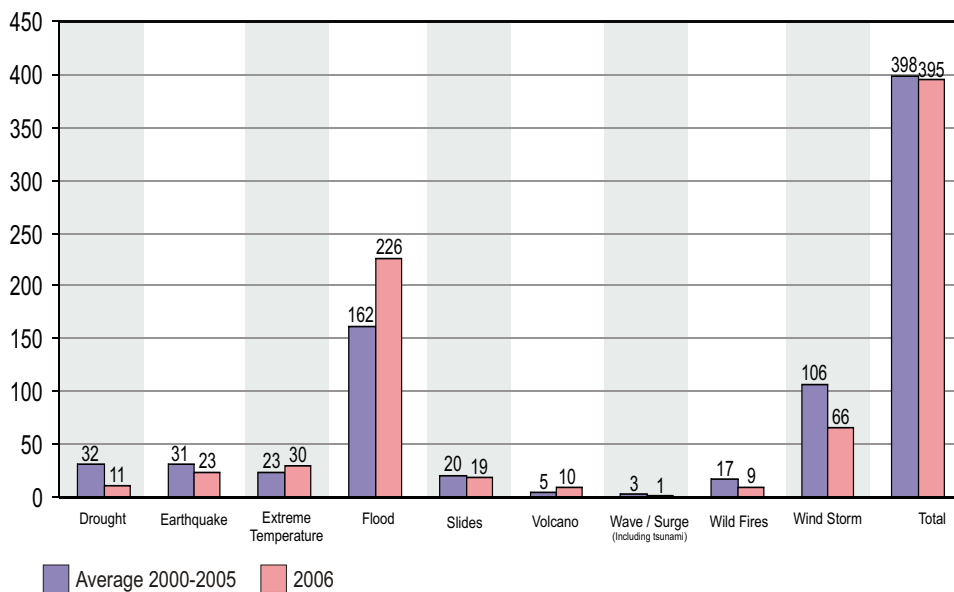
Comparing present to past

Human impact by disaster types



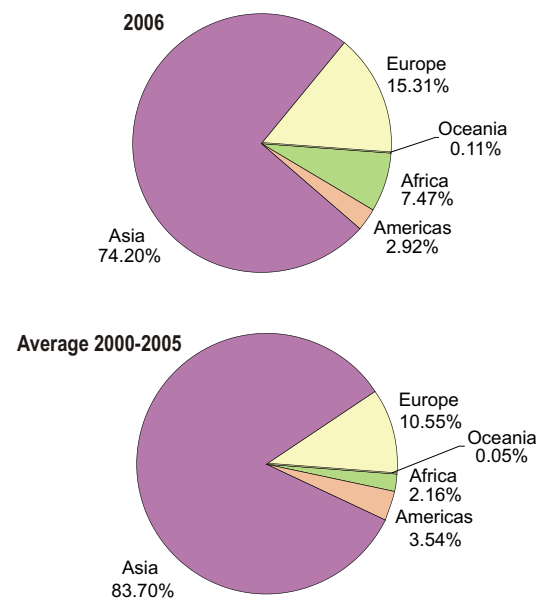
■ Average 2000-2005 ■ 2006

Natural disaster occurrence by disaster type



■ Average 2000-2005 ■ 2006

Percentage of people killed by natural disasters by continent



International Strategy for Disaster Reduction (UN/ISDR)
Tel: +41 22 9178908/8907
isdr@un.org
www.unisdr.org



Centre for Research on the Epidemiology of Disasters (CRED), Department of Public Health
Université catholique de Louvain, Belgium
Tel: +32-2-764-3327
cred@esp.ucl.ac.be
www.cred.be

Source of data: EM-DAT: The OFDA/CRED International Disaster Database
www.em-dat.net
Université catholique de Louvain
Brussels - Belgium